

Safety Relay H-463



General

- 4 contacts
- Forced guided contact set
- According to EN 50205, application type A
- Ambient temperature -25 ... +80 °C
- Soldering heat resistance 260 °C/5s
- RoHS compliance

Connections

- Soldering pins for PCB, pre-soldered

Drive

- Direct current, neutral monostable
- Bistable upon request

Approvals

- CSA • TÜV

Standards

- EN 50205 • IEC 61810-1

Technical Data mechanical

Dimensions L x W x H (in mm)	dustproof: 42,7 x 16 x 38,8 washtight: 42,7 x 16 x 39,9
Shock resistance NO-contact/NC-contact	15/15 g, 11 ms Half sinus
Vibration resistance NO-contact/NC-contact	1,5/1,5 g, 10 - 150 Hz
Operating time NC-contact, contact opens	typical 10 ms
Operating time NO-contact, contact closes	typical 14 ms
Releasing time NO-contact, contact opens	typical 3,5 ms
Releasing time NC-contact, contact closes	typical 4,5 ms
Mechanical service life (without load)	>10 ⁷ cycles
Weight	50 g

Technical Data electrical

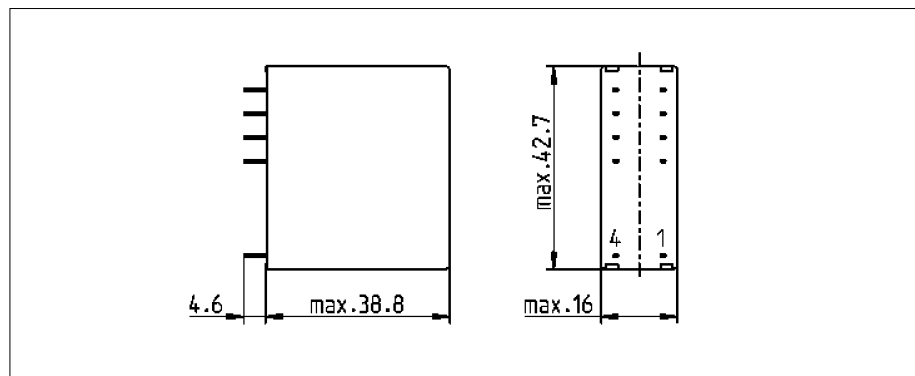
Max. switching capacity	AC 1.200 VA, DC *W
Max. switching voltage	AC 230/240 V, DC *V
Max. switching current NO-contact	6 A
Constant current I _{th2}	6 A
Constant current I _{th2} at the same time over 2 contacts	6 A
Constant current I _{th2} at the same time over 3 contacts	5 A
Switching capacity NO-contact	AC-15 230/240 V I _e = 1,5 A DC-13 24 V I _e = 2 A
Electrical service life (with nominal load)	>10 ⁵ cycles
Short-circuit capacity 1.000 A/AC 230 V	6 A gL/gG-fuse
* see DC-switching capacity	

Insulation

Over voltage category (Ü) III	B-I = Basic insulation
Degree of pollution (V) 2	V-I = Reinforced (double) insulation
Insulating material group II	

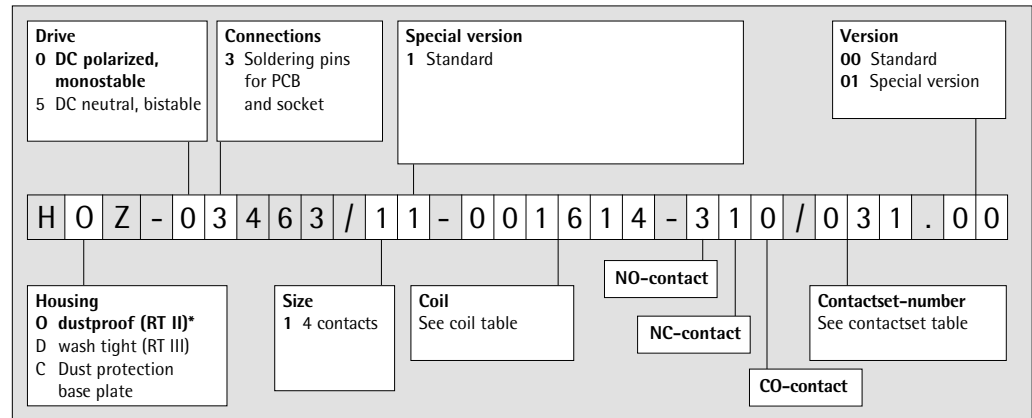
Insulation between	Nominal voltage network system		Air-/creeping distance	Test voltage 50Hz/60s
	AC 120/240 V	AC 230/400 V		
Contact - Contact	V-I	B-I	> 3 mm	AC 2.500 V
Contactset - Drive	V-I	B-I	> 3 mm	AC 2.500 V

Dimensions



Safety Relay H-463

Type key



* Preferred version

Contactset table

Number of contacts NO/NC/CO-contacts	AgCdO +0,2 µm Au	AgCdO +5 µm Au	AgCdO +10 µm Au	AgSnO ₂ +0,2 µm Au	AgSnO ₂ +5 µm Au	Contact material
220	030	038	034	040	041	Contactset number
310	031	037	032	043	044	

All values at ambient temperature $T_u = 20\text{ °C}$

Coil table

Number of contacts
310

Coil-No.	Resistance R/Ω	Resistance- tolerance ±	U_1/V	U_2/V	U_3/V	$U_{rück}/V$	Printing U_{nom}/V
1626	32	5%	3,9	10,3	11	0,7	6
1620	130	7%	8,0	20,7	23	1,5	12
1614	500	8%	16,1	40,4	45	2,9	24
1611	1.900	7%	31,6	79,0	89	5,7	48
1709	3.100	7%	40,4	100,9	114	7,3	60
1083	10.000	9%	73,9	179,9	202	13,0	110
1303	25.000	12%	125,5	281,7	328	21,1	220

All values at ambient temperature $T_u = 20\text{ °C}$

Number of contacts
220

Coil-No.	Resistance R/Ω	Resistance- tolerance ±	U_1/V	U_2/V	U_3/V	$U_{rück}/V$	Printing U_{nom}/V
1626	32	5%	3,9	10,3	11	0,5	6
1620	130	7%	8,0	20,7	23	1,1	12
1614	500	8%	16,1	40,4	45	2,1	24
1611	1.900	7%	31,6	79,0	89	4,2	48
1709	3.100	7%	40,4	100,9	114	5,4	60
1083	10.000	9%	73,9	179,9	202	9,5	110
1303	25.000	12%	125,5	281,7	328	15,4	220

U_1 : Minimum operating voltage with consideration of coil self heating

U_2 : Thermal restricted maximum coil voltage

U_3 : Maximum admissible coil voltage to realize a contact gap of > 0.5 mm also at a contact fault

$U_{rück}$: Releasing voltage

Further coils are possible and available

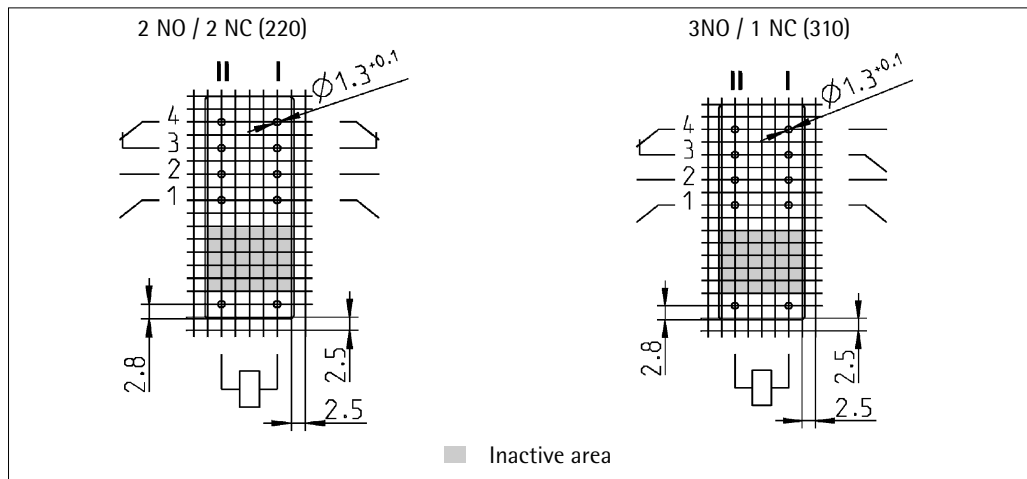
Safety Relay H-463

Running types

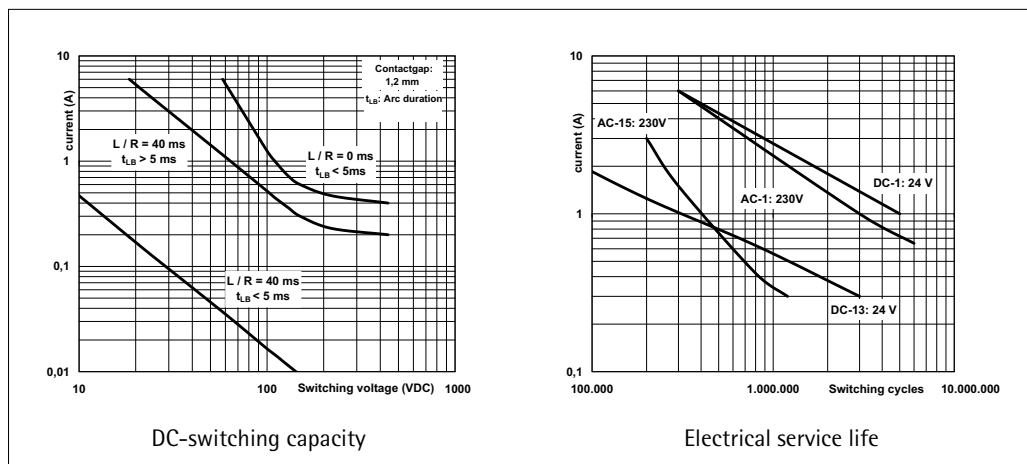
Article-No.	Type key	Printing U_{nom}	U_1/V	U_2/V	U_3/V	$U_{rück}/V$
463-1013	HOZ-03463/11-001620-220/030.00	DC 12 V	8,0	20,7	23	1,1
463-1014	HOZ-03463/11-001620-310/031.00	DC 12 V	8,0	20,7	23	1,5
463-1034	HOZ-03463/11-001614-310/031.00	DC 24 V	16,1	40,4	45	2,9
463-1119	HOZ-03463/11-001626-220/030.00	DC 6 V	3,9	10,3	11	0,5
463-1122	HOZ-03463/11-001614-220/030.00	DC 24 V	16,1	40,4	45	2,1
463-1145	HOZ-03463/11-001614-220/038.00	DC 24 V	16,1	40,4	45	2,1
463-1164	HOZ-03463/11-001303-220/030.00	DC 220 V	125,5	281,7	328	15,4
463-1179	HOZ-03463/11-001614-310/037.00	DC 24 V	16,1	40,4	45	2,9
463-1185	HOZ-03463/11-001620-220/038.00	DC 12 V	8,0	20,7	23	1,1
463-1195	HOZ-03463/11-001614-220/038.00	DC 24 V	16,1	40,4	45	2,1
463-1212	HOZ-03463/11-001083-220/038.00	DC 110 V	73,9	179,9	202	9,5
463-1220	HOZ-03463/11-001520-220/038.01	DC 12 V	8,0	20,7	23	1,1

Connection grid

View on soldering side



Diagrams



Safety Relay H-463

Accessories

