



## NKCR.E131787 - AUXILIARY DEVICES

## Auxiliary Devices

See General Information for Auxiliary Devices

**PIZZATO ELETTRICA SRL**  
VIA TORINO 1  
36063 MAROSTICA, VI ITALY

E131787

Trademark and/or Tradename:  pizzato 

### Investigated to ANSI/UL 508

**Auxiliary Device** Model(s) Double buttons - Model E2 followed by one alphanumeric digit followed by PD followed by one alphanumeric digit followed by one alphanumeric digit followed by one alphanumeric digit followed by four alphanumeric digit may be followed by numbers and/or letters.

E2 followed by one alphanumeric digit followed by SC followed by one alphanumeric digit followed by three alphanumeric digit followed by one alphanumeric digit followed by one alphanumeric digit followed by one alphanumeric digit followed by one alphanumeric digit followed by one alphanumeric digit may be followed by Numbers and/or letters

E6 followed by one alphanumeric digit followed by IS followed by 5 or 6 followed by A or B followed by one alphanumeric digit followed by one alphanumeric digit followed by V followed by 1 followed by one alphanumeric digit may be followed by Numbers and/or letters"

Illuminated Knob Selector Switch - Model E2 followed by one alphanumeric digit followed by SL followed by one alphanumeric digit followed by three alphanumeric digit followed by one alphanumeric digit followed by one alphanumeric digit followed by one alphanumeric digit followed by two alphanumeric digit may be followed by numbers and/or letters.

Joystick - Model E2 followed by one alphanumeric digit followed by MA followed by one alphanumeric digit followed by two alphanumeric digit followed by one alphanumeric digit followed by one alphanumeric digit followed by 1 may be followed by numbers and/or letters

Key selector switches - Model E2 followed by one alphanumeric digit followed by SC followed by three alphanumeric digit followed by one alphanumeric digit followed by one alphanumeric digit followed by one alphanumeric digit followed by one alphanumeric digit followed by one alphanumeric digit may be followed by Numbers and/or letters.

Mushroom button with or without keylock - Model E2 followed by one alphanumeric digit followed by PE followed by one alphanumeric digit followed by one alphanumeric digit followed by 4 followed by one alphanumeric digit followed by one alphanumeric digit followed by one alphanumeric digit may be followed by numbers and/or letters

NS\*

Pilot light - Model E2 followed by one alphanumeric digit followed by IL followed by one alphanumeric digit followed by one alphanumeric digit followed by 1 followed by one to five alphanumeric digit may be followed by numbers and/or letters

Pilot light - Model E6 followed by one alphanumeric digit followed by IL followed by 1 or 3 or 4 or 7 or 8 followed by one alphanumeric digit followed by one alphanumeric digit followed by 1 followed by 1 followed by one to five alphanumeric digit may be followed by Numbers and/or letters

Quadruple pushbuttons - Model E2 followed by one alphanumeric digit followed by PQ followed by one alphanumeric digit followed by A followed by one alphanumeric digit followed by four alphanumeric digit may be followed by numbers and/or letters.

RJ45 socket - Model E2 followed by one alphanumeric digit followed by RJ45 followed by one alphanumeric digit followed by one alphanumeric digit followed by two to four alphanumeric digit may be followed by numbers and/or letters

Single Illuminated push button - Model E2 followed by one alphanumeric digit followed by PL followed by 1 or 2 or 4 followed by R or S or P or F followed by one alphanumeric digit followed by 2 or 4 followed by one alphanumeric digit followed by one to five alphanumeric digit may be followed by numbers and/or letters.

Single push button - Model E2 followed by one alphanumeric digit followed by PU followed by 1 or 2 or 4 followed by R or S or P or F followed by one alphanumeric digit followed by 2 or 4 followed by one alphanumeric digit followed by one to five alphanumeric digit may be followed by numbers and/or letters.

Triple buttons - Model E2 followed by one alphanumeric digit followed by PT followed by one alphanumeric digit followed by one alphanumeric digit followed by one alphanumeric digit followed by four alphanumeric digit may be followed by numbers and/or letters.

USB socket - Model E2 followed by one alphanumeric digit followed by USB followed by one alphanumeric digit followed by one alphanumeric digit followed by two to four alphanumeric digit may be followed by numbers and/or letters

**Auxiliary Device** Model(s) "Knob Selector switch" - Model E2 followed by one alphanumeric digit followed by SE followed by one alphanumeric digit followed by three alphanumeric digit followed by one alphanumeric digit followed by one alphanumeric digit followed by one alphanumeric digit followed by two alphanumeric digit may be followed by Numbers and/or letters.

**Auxiliary Device Enclosed** Model(s) FG followed 6xx, followed by five alphanumeric digits, may be followed by any alphanumeric digits.

FS followed by additional letters and/or numbers

**Auxiliary Devices, "Accessory Handles P-Kube Krome"** Model(s) AN followed by S or G, followed by 1 or 9, followed by one alphanumeric digit, followed by three alphanumeric digits, followed by A, followed by up to nine alphanumeric digits.

**Auxiliary Devices** Model(s) NG\*

Potentiometer - E6 followed by one alphanumeric digit followed by DM followed by 001K or 02K2 or 04K7 or 010K or 022K or 047K or 100K or 470K followed by two alphanumeric digit followed by two alphanumeric digit may be followed by Numbers and/or letters

**Contact blocks** Model(s) DS A\*, DS C\*, DS K\*

E2, followed by C followed by six alphanumeric digits.\*

VF B10\*, VF B11\*, VF B12\*, VF B13\*, VF B14\*, VF B15\*, VF B16\*, VF B17\*, VF B18\*, VF B19\*, VF B2\*, VF B20\*, VF B21\*, VF B22\*, VF B28\*, VF B29\*, VF B3\*, VF B30\*, VF B33\*, VF B34\*, VF B37\*, VF B38\*, VF B39\*, VF B5\*, VF B6\*, VF B63\*, VF B64\*, VF B66, VF B67, VF B7\*, VF B8\*, VF B9\*, VF M4\*, VF M4B\*, VF M4C\*, VF M6\*

**Control units** Model(s) CS followed by AM-, AR-, AT-, DM-, ME-, FS-, MF, MP followed by two or three alphanumeric digits, followed by V, M, or X, followed by U24, 024 or 042 or 120 or 230, or E01 (for CS AM-01) or 0 (for CS MF and CS MP), maybe followed by any alphanumeric digits

**LED holders** Model(s) E2 followed by L, followed by six alphanumeric digits.\*

**Limit switches** Model(s) FA followed by 41, 45, 46 or 48, followed by two characters.\*

FB followed by 41, 45, 46 or 48, followed by two characters.\*

FC\*, FD\*, FE\*

FF followed by 41, 45, 46 or 48, followed by two characters.\*

FK\*, FL\*, FM\*, FP\*, FR\*, FT\*, FT\*, FW\*, FX\*, FZ\*, HP\*, HX\*, MK+, NA+, NB+, NF+

Model(s) Contact blocks Models 2, 3, 4, 4B, 4C, 5, 6, 7, 8, 9, 10, 11, 12, 13, 14, 15, 16, 17, 18, 19, 20, 21, 22, 28, 29, 30, 33, 34, 37, 38, 39, 63, 64, 66, 67.

\* - Followed by additional letters and/or numbers

+ - Followed by six alphanumeric digits, may be followed by any alphanumeric digits.

Last Updated on 2019-10-24

---

The appearance of a company's name or product in this database does not in itself assure that products so identified have been manufactured under UL's Follow-Up Service. Only those products bearing the UL Mark should be considered to be Certified and covered under UL's Follow-Up Service. Always look for the Mark on the product.

UL permits the reproduction of the material contained in the Online Certification Directory subject to the following conditions: 1. The Guide Information, Assemblies, Constructions, Designs, Systems, and/or Certifications (files) must be presented in their entirety and in a non-misleading manner, without any manipulation of the data (or drawings). 2. The statement "Reprinted from the Online Certifications Directory with permission from UL" must appear adjacent to the extracted material. In addition, the reprinted material must include a copyright notice in the following format: "© 2019 UL LLC"

# NKCR7.E131787 - AUXILIARY DEVICES CERTIFIED FOR CANADA

## Auxiliary Devices Certified for Canada

See General Information for Auxiliary Devices Certified for Canada

**PIZZATO ELETTRICA SRL**  
VIA TORINO 1  
36063 MAROSTICA, VI ITALY

E131787

### Investigated to CAN/CSA C22.2. No. 14-10

**Auxiliary Device** Model(s) E2 followed by one alphanumeric digit followed by SC followed by one alphanumeric digit followed by three alphanumeric digit followed by one alphanumeric digit followed by one alphanumeric digit followed by one alphanumeric digit followed by one alphanumeric digit followed by one alphanumeric digit may be followed by Numbers and/or letters

NS\*

**Auxiliary Device** Model(s) "Knob Selector switch" - Model E2 followed by one alphanumeric digit followed by SE followed by one alphanumeric digit followed by three alphanumeric digit followed by one alphanumeric digit followed by one alphanumeric digit followed by one alphanumeric digit followed by two alphanumeric digit may be followed by Numbers and/or letters.

**Contact blocks** Model(s) DS A\*, DS C\*, DS K\*

**Limit switches** Model(s) FT\*, MK+

### Investigated to CAN/CSA-C22.2 No. 14

**Auxiliary Device** Model(s) Double buttons - Model E2 followed by one alphanumeric digit followed by PD followed by one alphanumeric digit followed by one alphanumeric digit followed by one alphanumeric digit followed by four alphanumeric digit may be followed by numbers and/or letters.

E6 followed by one alphanumeric digit followed by IS followed by 5 or 6 followed by A or B followed by one alphanumeric digit followed by one alphanumeric digit followed by V followed by 1 followed by one alphanumeric digit may be followed by Numbers and/or letters"

Illuminated Knob Selector Switch - Model E2 followed by one alphanumeric digit followed by SL followed by one alphanumeric digit followed by three alphanumeric digit followed by one alphanumeric digit followed by one alphanumeric digit followed by one alphanumeric digit followed by two alphanumeric digit may be followed by numbers and/or letters.

Joystick - Model E2 followed by one alphanumeric digit followed by MA followed by one alphanumeric digit followed by two alphanumeric digit followed by one alphanumeric digit followed by one alphanumeric digit followed by 1 may be followed by numbers and/or letters

Key selector switches - Model E2 followed by one alphanumeric digit followed by SC followed by three alphanumeric digit followed by one alphanumeric digit followed by one alphanumeric digit followed by one alphanumeric digit followed by one alphanumeric digit followed by one alphanumeric digit may be followed by Numbers and/or letters.

Mushroom button with or without keylock - Model E2 followed by one alphanumeric digit followed by PE followed by one alphanumeric digit followed by one alphanumeric digit followed by 4 followed by one alphanumeric digit followed by one alphanumeric digit followed by one alphanumeric digit followed by one alphanumeric digit may be followed by numbers and/or letters

Pilot light - Model E2 followed by one alphanumeric digit followed by IL followed by one alphanumeric digit followed by one alphanumeric digit followed by 1 followed by one to five alphanumeric digit may be followed by numbers and/or letters

Pilot light - Model E6 followed by one alphanumeric digit followed by IL followed by 1 or 3 or 4 or 7 or 8 followed by one alphanumeric digit followed by one alphanumeric digit followed by 1 followed by 1 followed by one to five alphanumeric digit may be followed by Numbers and/or letters

Quadruple pushbuttons - Model E2 followed by one alphanumeric digit followed by PQ followed by one alphanumeric digit followed by A followed by one alphanumeric digit followed by four alphanumeric digit may be followed by numbers and/or letters.

RJ45 socket - Model E2 followed by one alphanumeric digit followed by RJ45 followed by one alphanumeric digit followed by one alphanumeric digit followed by two to four alphanumeric digit may be followed by numbers and/or letters

Single Illuminated push button - Model E2 followed by one alphanumeric digit followed by PL followed by 1 or 2 or 4 followed by R or S or P or F followed by one alphanumeric digit followed by 2 or 4 followed by one alphanumeric digit followed by one to five alphanumeric digit may be followed by numbers and/or letters.

Single push button - Model E2 followed by one alphanumeric digit followed by PU followed by 1 or 2 or 4 followed by R or S or P or F followed by one alphanumeric digit followed by 2 or 4 followed by one alphanumeric digit followed by one to five alphanumeric digit may be followed by numbers and/or letters.

Triple buttons - Model E2 followed by one alphanumeric digit followed by PT followed by one alphanumeric digit followed by one alphanumeric digit followed by one alphanumeric digit followed by four alphanumeric digit may be followed by numbers and/or letters.

USB socket - Model E2 followed by one alphanumeric digit followed by USB followed by one alphanumeric digit followed by one alphanumeric digit followed by two to four alphanumeric digit may be followed by numbers and/or letters

**Auxiliary Device Enclosed** Model(s) FG followed 6xx, followed by five alphanumeric digits, may be followed by any alphanumeric digits.

FS followed by additional letters and/or numbers

**Auxiliary Devices, "Accessory Handles P-Kube Krome"** Model(s) AN followed by S or G, followed by 1 or 9, followed by one alphanumeric digit, followed by three alphanumeric digits, followed by A, followed by up to nine alphanumeric digits.

**Auxiliary Devices** Model(s) NG\*

Potentiometer - E6 followed by one alphanumeric digit followed by DM followed by 001K or 02K2 or 04K7 or 010K or 022K or 047K or 100K or 470K followed by two alphanumeric digit followed by two alphanumeric digit may be followed by Numbers and/or letters

**Contact blocks** Model(s) E2, followed by C followed by six alphanumeric digits.\*

VF B10\*, VF B11\*, VF B12\*, VF B13\*, VF B14\*, VF B15\*, VF B16\*, VF B17\*, VF B18\*, VF B19\*, VF B2\*, VF B20\*, VF B21\*, VF B22\*, VF B28\*, VF B29\*, VF B3\*, VF B30\*, VF B33\*, VF B34\*, VF B37\*, VF B38\*, VF B39\*, VF B5\*, VF B6\*, VF B63\*, VF B64\*, VF B66, VF B67, VF B7\*, VF B8\*, VF B9\*, VF M4\*, VF M4B\*, VF M4C\*, VF M6\*

**Control units** Model(s) CS followed by AM-, AR-, AT-, DM-, ME-, FS-, MF, MP followed by two or three alphanumeric digits, followed by V, M, or X, followed by U24, 024 or 042 or 120 or 230, or E01 (for CS AM-01) or 0 (for CS MF and CS MP), maybe followed by any alphanumeric digits

**LED holders** Model(s) E2 followed by L, followed by six alphanumeric digits.\*

**Limit switches** Model(s) FA followed by 41, 45, 46 or 48, followed by two characters.\*

FB followed by 41, 45, 46 or 48, followed by two characters.\*

FC\*, FD\*, FE\*



FF followed by 41, 45, 46 or 48, followed by two characters.\*

FK\*, FL\*, FM\*, FP\*, FR\*, FT\*, FW\*, FX\*, FZ\*, HP\*, HX\*, NA+, NB+, NF+

Model(s) Contact blocks Models 2, 3, 4, 4B, 4C, 5, 6, 7, 8, 9, 10, 11, 12, 13, 14, 15, 16, 17, 18, 19, 20, 21, 22, 28, 29, 30, 33, 34, 37, 38, 39, 63, 64, 66, 67.

\* - Followed by additional letters and/or numbers

+ - Followed by six alphanumeric digits, may be followed by any alphanumeric digits.

Trademark and/or Tradename:  pizzato . 

Last Updated on 2019-10-24

The appearance of a company's name or product in this database does not in itself assure that products so identified have been manufactured under UL's Follow-Up Service. Only those products bearing the UL Mark should be considered to be Certified and covered under UL's Follow-Up Service. Always look for the Mark on the product.

UL permits the reproduction of the material contained in the Online Certification Directory subject to the following conditions: 1. The Guide Information, Assemblies, Constructions, Designs, Systems, and/or Certifications (files) must be presented in their entirety and in a non-misleading manner, without any manipulation of the data (or drawings). 2. The statement "Reprinted from the Online Certifications Directory with permission from UL" must appear adjacent to the extracted material. In addition, the reprinted material must include a copyright notice in the following format: "© 2019 UL LLC"