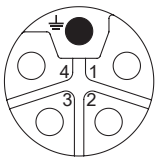


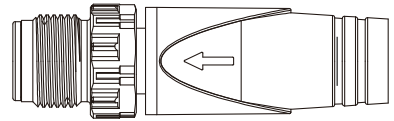
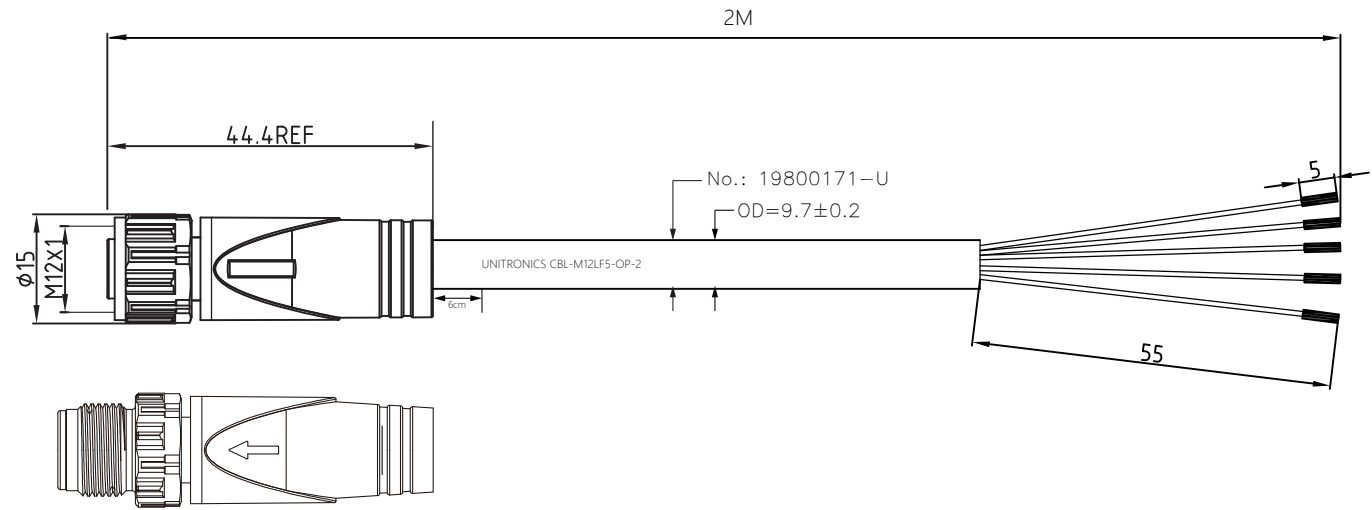
TECHNIACAL SPECIFICATIONS	
CONTACT CARRIER MATERIAL	NYLON OR TPU
MOLDED HEAD MATERIAL/COLOR	TPU/YELLOW
CONTACT MATERIAL/PLATING	BRASS/GOLD
COUPLING NUT MATERIAL/PLATING	ZINC DIE-CAST/NICKEL
RATED CURRENT	16A
RATED VOLTAGE	63VDC
OUTER CABLE JACKET MATERIAL/COLOR	PVC/BLACK
CONDUCTOR INSULATION MATERIAL	PVC
NUMBER OF CONDUCTORS(AWG)	5×14AWG
OPERATING TEMPERATURE	-25°C~ + 85°C
PROTECTION CLASS	IEC IP67,IN MATED CONDITION
XXXXXX	XXXXXX

REV	CHG.	DATE	DESCRIPTION	REVISION

FEMALE END VIEW



1.BN
2.WH
3.BU
4.BK
5.GY



SOURCE DRAWING-FOR REFERENCE ONLY

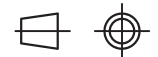
APPROVED BY		DATE	
CHECKED BY	ALEX	DATE	
DRAWING BY		DATE	2023.8.9



TOLERANCE UNLESS OTHERWISE SPECIFIED	CABLE LENGTH	TOLERANCE
	ALL LENGTHS	+4%(OR 50mm) OF LENGTH -0%(OR 0mm) OF LENGTH WHICHEVER IS GREATER
	STRIP LENGTH	TOLERANCE
	0-7mm	+1.0mm
	8-29mm	+1.5mm
	30-49mm	+2.0mm
50-59mm	+3.0mm	
70-100mm	+4.0mm	
over 100mm	+5.0mm	

UNITS mm

1st Angle Projection



DESCRIPTION: CBL-M12LF5-OP-2			
PART NO.			
REV	A	SHEET	1 OF 1