

West 8080 1/8 DIN Dual Colour Indicator



The West 8080 offers high accuracy temperature or process inputs. The custom-designed display is larger than other instruments of this size, and can be set to change colour to indicate alarm status.

- **Large Five Digit Display**
- **Colour Change On Alarm**
- **Min/Max Value Hold**
- **2 Process Alarms**
- **Security Lock**
- **Process Transmitter PSU**
- **PV retransmit option**
- **RS485 comms option**



Technical Data

Features

Output Configuration

Alarm Types

Viewable Values

Human Interface

Temperature Version

Input

Impedance

Accuracy

Sampling

Sensor Break Detection

DC Process Version

Input

Scaling

Impedance

Accuracy

Sampling

Sensor Break Detection

Totalising of PV by Interval

Transmitter Power Supply

Outputs & Options

Alarm 1

Alarm 2

Retransmit Output

Digital Input

Communications

Operating & Environmental

Temperature & RH

Power Supply

Front Panel Protection

Approvals and Certification

Up to 3 total., max 2 for Alarms, max 1 for retransmission of PV

Process high, process low, direct acting, process high, process low reverse and logical OR

Process variable, alarm values, maximum value, minimum value and elapsed time since reset

4 button operation, 5 digit 18mm high colour change display, plus set-up and alarm indicators

J, K, R, S, T, B, & N Thermocouple, 3 or 4 Wire PT100, 50Ω per lead maximum (balanced)

>100MΩ for Thermocouple

+/- 0.1% of input span +/- 1 LSD (T/C CJC better than 0.5°C)

4 per second, 14 bit resolution

<2 secs, all alarms activate

0-20/4-20/10-50mA, 0-5/1-5/0-10/2-10V, +/-100mV, +/-1V, +/-10V

-19999 to 99999, dec point as required. Up to 10 scaling points for non-linear applications

>100KΩ for mV range, >950KΩ for V ranges, 10Ω for 20mA ranges and 1Ω for 50mA range

+/- 0.01% of input span typical (+/- 0.05% max) +/- 1 LSD

10 per second, 14 bit resolution

<2 secs (except zero based ranges), all alarms activate

Seconds, minutes or hours

20-28V DC (24V nominal), max load 910Ω (22mA at 20V). Fitted as standard

Open collector NPN transistor (30VDC 100 mA max) and relay (Contacts SPDT 3Amp

Open collector NPN transistor (30VDC 100mA max) fitted as standard. Optional relay (Contacts SPDT 3Amp resistive at 240VAC/5Amp at 110V), non-latching

0-20/4-20mA into 500Ω max, 0-10/0-5V into 500Ω min. Accuracy typically +/- 0.25% 250mS update

External security lock (also Tare function on Process Version). Volt free or TTL compatible

2 wire RS485, 1200 to 9600 baud. ASCII protocol

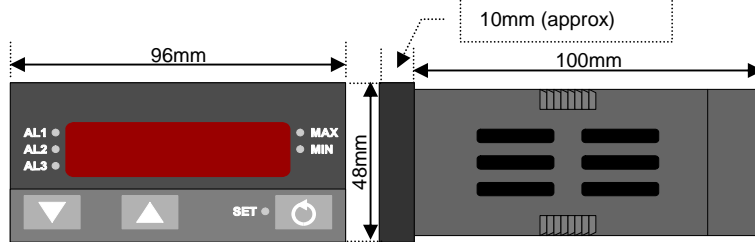
0 to 55°C (-20 to 80°C storage), 20% to 95%RH non-condensing

100 to 240V 50/60Hz 7.5VA (optional 20 to 50V AC 7.5VA/22 to 55V DC 5W)

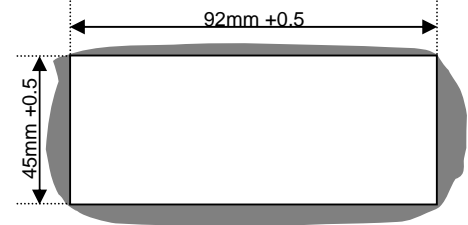
IEC IP66

CE, UL & UIC

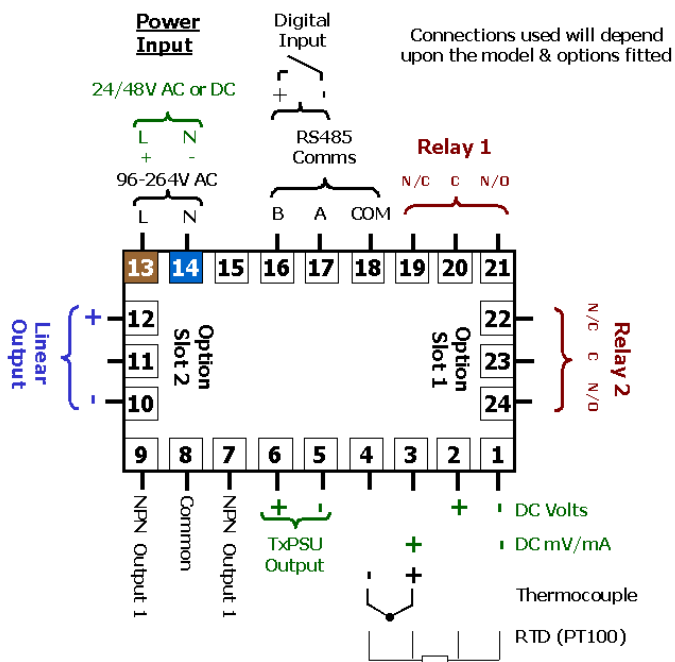
Dimensions



Cut out



Connection Details



Field Reconfiguration

Input

Temperature Version – Configurable for probe type and range
Process Version – Configurable for signal type and range

Relay 1

Type is fixed as Alarm 1

Option Slot 1

Configurable as Alarm 2 via plug-in relay module

Option Slot 2

Configurable as Analogue DC Re-Transmit of PV using plug-in module

Option Slot 3

Temperature Version – Configurable for RS485 comms or Security Lock, via plug-in modules
Process Version – Configurable for RS485 comms or Tare/Security Lock, via plug-in modules

Order Code

N8080 - x - x - x - x - x

Input Type

Temperature (Thermocouple/RTD)	1
DC Process (mV/VmA)	2

Option Slot 1

No option fitted	0
Alarm 2 – Relay Output	1

Option Slot 2

No option fitted	0
Analogue DC Re-Transmit PV	3

Options & Power Supply

0	100-240V AC line supply
2	20-50V AC or DC line supply

Option Slot 3

0	No option fitted
5	RS485 Comms
6	Digital Input

In accordance with our policy of continuous improvement, we reserve the right to change specifications from those shown in this document.