





Smart Sensing Solutions Since 1954



Label Sensor



Label Sensor

The LABEL•EYE® is a special purpose gap or slot sensor optimized to sense adhesive labels adhering to a roll of backing paper. The web of labels is directed from a roll across a peeler plate or around a sharp edge. As the web passes around the sharp edge of the peeler plate, the adhesive label peels from the backing material. The function of the LABEL•EYE® is to look through the backing paper to detect the gap between the labels and signal the labeling machine to stop the dispensing mechanism before the label is completely dislodged from the backing material. With the next label protruding off the end of the peeler plate, it is now perfectly positioned to be applied to the next product as it passes by on a conveyor.



Features

- 100µs response time
- Two AUTOSSET Modes: Normal or Translucent
- Cable and quick disconnect models
- NPN and PNP outputs
- One button AUTOSSET

Benefits

- Easy to Setup
- Accurate and repeatable
- Easy to mount
- Common style and configuration for compatibility

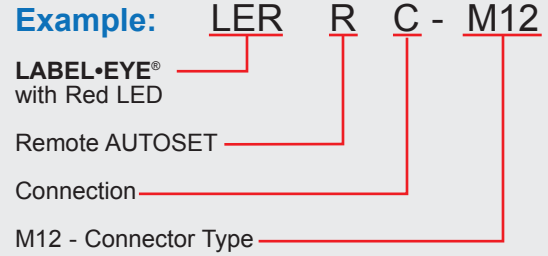
Applications

- Double sheet detection
- Envelope contents sensing
- Edge guiding
- Splice detection
- Label counting
- Winder, re-winder
- Die cutter
- Label hot-printing
- High speed dispensing

How to Specify



- 1. Select sensor: LABEL•EYE**
- 2. Select remote AUTOSET:**
Blank = No remote AUTOSET
R = Remote AUTOSET
- 3. Select Connection:**
Blank = 6ft (1.8m) cable
C = 4-pin M8 connector
- 4. Select M12 connector:**
Blank = no M12
M12 = M12 pigtail connector



Features

LOCATOR TABS
Helps to center gap for proper detection.

NORMAL BUTTON

- AUTOSET: Press and hold for one second when backing is paper, mylar, plastic, or opaque material.
- Hold down both buttons for two seconds to change output from Dark On to Light On.

TRANSLUCENT BUTTON

- AUTOSET: Press and hold for one second when backing is translucent or transparent.
- Hold down both buttons for 2 seconds to change output from Dark On to Light On.

CENTER of DETECTION
This point marks the exact center of light source and receiver through-beam.

RED LED OUTPUT INDICATOR
Illuminates when output is on.
Flashes when sensor is shorted or overloaded.

GREEN LED AUTOSET
Flashes rapidly during AUTOSET, for about 1/2 a second, and remains illuminated when complete.
Flashes rapidly during AUTOSET, for about one second, and then flashes slowly with red LED output indicator four times when AUTOSET incomplete.

NOTE: Optimized for opaque label sensing.

Hardware & Accessories


4-Wire Nano Cable, M8



- GEC-6**
6ft (1.8m)
- GEC-15**
15ft (4.6m)
- GEC-25**
25ft (7.62m)



- RGEC-6**
6ft (1.8m) right angle
- RGEC-15**
15ft (4.6m) right angle
- RGEC-25**
25ft (7.62m) right angle



- GEX-9**
9ft (2.7m) extension cable

5-Wire Shielded MicroCable, M12



- GSEC-6**
6ft (1.8m)
- GSEC-15**
15ft (4.6m)
- GSEC-25**
25ft (7.62m)



- GRSEC-6**
6ft (1.8m) right angle
- GRSEC-15**
15ft (4.6m) right angle
- GRSEC-25**
25ft (7.6m) right angle



- GX-25**
25ft (7.6m) extension cable

Specifications

SUPPLY VOLTAGE

- 10 to 30VDC
- Polarity Protected

CURRENT REQUIREMENTS

- 45mA (exclusive of load)

OUTPUT TRANSISTORS

- (1) NPN and (1) PNP output transistors
- Sensor outputs can sink or source up to 150mA (current limit)
- All outputs are continuously short circuit protected

RESPONSE TIME

- Light state response = 100µs
- Dark state response = 100µs

LED LIGHT SOURCE

- High intensity red LED
- Pulse modulated

PUSH-BUTTON CONTROL

- Automatic setup routines based on web opacity
- One push-button setup
- Pushing both buttons simultaneously inverts output

HYSTERESIS

- Minimal hysteresis promotes the detection between the backing material and the label depending on the settings.

LIGHT IMMUNITY

- Responds to sensor's pulsed modulated light source, resulting in high immunity to most ambient light.

INDICATORS

- Green LED flashes when AUTOSET routine is activated and stays illuminated when AUTOSET is completed.
 - Red LED illuminates when sensor's output transistors are ON.
- NOTE: The status of the output transistors can be inverted by pushing both buttons simultaneously. If Output LED flashes, a short circuit condition exists.



AMBIENT TEMPERATURE

- -40°C to 70°C (-40°F to 158°F)

RUGGED CONSTRUCTION

- Chemical resistant high thermoplastic PPS housing
- Waterproof, ratings: NEMA 4 and IP66
- Conforms to heavy industry grade CE and UL requirements

RoHS Compliant
Product subject to change without notice

Connections and Dimensions



Product subject to change without notice.
Consult Factory for RoHS Compliance.

