

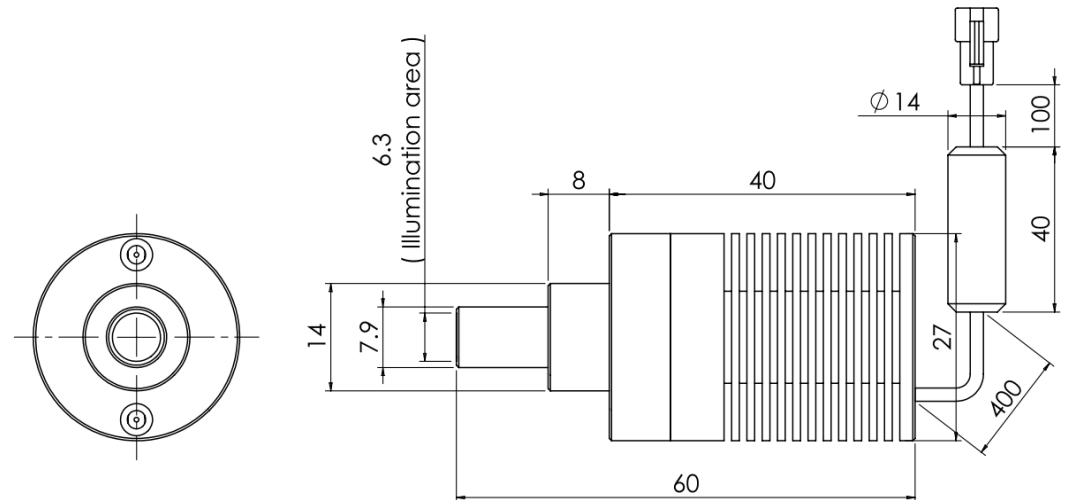
# High Brightness Spot Light

## FHLV-Si27N3 (XML)

Lighting Picture



Lighting Dimension



Mechanical Information	
Casing Material	Aluminum + Acrylic
Storage Temperature Range	Temp 0-35°C, Humidity 20-85%
Weight	50 g
Lighting Dimension, ØxL	Ø27.0 x 60.0 mm
IP Rating	IP 50

Unit in mm




Optical Information			
Led Color	GREEN (G12)	BLUE (B12)	WHITE (W12)
Wavelength	535nm	485nm	xy=(0.31,0.32)
Illumination (number of LED)	1	1	1
Illumination Area, Diameter Ø	Ø6.3 mm		
Led Package	SMD		
Eye Safety (EN 62471:2008)	RG-2 (Moderate Risk): Caution. Do not stare at exposed lamp in operation. May be harmful to eyes.		


Electrical Information		G12/B12/W12
Lighting Supply Voltage (constant voltage mode)		12V ± 2%
Supply Ripple Voltage		≤ Vs ± 5%
Reverse Battery Protection		YES
Typical Lighting Forward voltage, Vf (for zero internal resistor value)		3.0 V
Continuous Current		0.35A (MAX)
Power Consumption		1.05 W
Lighting casing temperature, Operating after 60 minutes		39°C

Strobe Mode Specification		G12/B12/W12
Max. Lighting Supply Voltage (Constant voltage power supply)		Pulsing at 12VDC to 24VDC, 0-10% Duty Cycle Recommended at 15VDC
Pulse Current, (Max. 10msec) (Constant current power supply)		0.88A (MAX)
Constant Current Power Supply Voltage Level		4.0V (1V higher than the lighting Vf)
Max. Trigger Pulse Duration, msec		10 msec
Duty Cycle		0 - 10%
Over Driving Mode		G12/B12/W12
Constraints	Major constraint in over current mode is tremendous heat generated on the lighting and results the led in permanent damage.	
Maximum Current, (Constant current power supply)		0.7A (MAX)
Constant Current Power Supply Voltage Level		(1.0V higher than the lighting Vf)
Max. Turn On Duration, sec		10 Sec
Duty Cycle		50%



Ordering Option	
FHLV-Si27N3(XML)-G12/B12/W12	Lighting come with no internal resistor

Accessories Option	G12/B12/W12	
	Vs=5VDC	Vs=12VDC
External Resistor part number, Driving with (0.35 A)	FRB-i5.1	FRB-i22
External Resistor part number, Driving with (0.70 A)	FRB-i2.7	FRB-i12
	No resistor needed if lighting work with constant current controller	

Connection		G12/B12/W12		
Connector Type (Default):	JST SMR-03V			
Cable Length out from lighting:	540 mm			
Pin Configuration:	Pin	Signal	Cable Color	
	1	LED +	Black/White	
	2	LED -	Black	
	3	N.C.	---	

Additional Information		G12/B12/W12		
Additional Cooling Method	Attached to machine part for better heat dissipation			
Life span in continuous mode	20,000 hours			
Life span in strobe light mode	50,000 hours			
Lighting drop to 50% intensity (at 25°C ambient temperature)	50,000 hours			
Intensity Controller Selection	PSA-Series, PSD-Series, LIC-Series			
CE Conformity	YES			
RoHS Compliance	YES			
ISO 9001:2008	SG11/03751			



## Disclaimer

### IMPORTANT NOTICE:

ALL PRODUCT, PRODUCT DATA SHEET AND DATA ARE SUBJECT TO CHANGE WITHOUT NOTICE TO IMPROVE QUALITY, RELIABILITY, FUNCTION, DESIGN OR OTHERWISE.

Other disclaimers:

- 1) FALCON ILLUMINATION (M) SDN.BHD (termed as FALCON), its affiliates, agents, distributors and employees, and all persons acting on its or their behalf (FALCON collectively), disclaim any and all liability for any errors, inaccuracies or incompleteness contained in any datasheet or in any other disclosure relating to any product.
- 2) FALCON makes no warranty, representation or guarantee regarding the suitability of the products for any particular purpose or the continuing production of any product. To the maximum extent permitted by applicable law, FALCON disclaims:
  - (i) any and all liability arising out of the application or use of any product,
  - (ii) any and all liability, including without limitation special, consequential or incidental damages, and
  - (iii) any and all implied warranties, including warranties of fitness for particular purpose, non-infringement and merchantability.
- 3) Information and statements regarding the suitability of products for certain types of applications are based on FALCON's knowledge of typical requirements that are often placed on our products datasheet for generic applications. Such statements or information are not binding statements about the suitability of products for a particular application. It is the customer's responsibility to verify and/or validate that a particular product with the properties described in our product data sheet is suitable for use in a particular application.
- 4) Parameters provided in product datasheets and/or specifications may vary in different applications and performance may vary over time. All operating parameters, including typical parameters, must be verified and/or validated for each customer application by the customer's technical experts.
- 5) Except as expressly indicated in writing, FALCON I's products are not designed for use in medical, life-saving, or life-sustaining applications or for any other application in which the failure of the product could result in personal injury or death. Customers using or selling our products not expressly indicated for use in such applications do so at their own risk and agree to fully indemnify and hold FALCON and its distributors harmless from and against any and all claims, liabilities, expenses and damages arising or resulting in connection with such use or sale, including attorneys fees, even if such claim alleges that FALCON or its distributor was negligent regarding the design or manufacture of the part. Please contact authorized FALCON personnel to obtain written terms and conditions regarding products designed for such applications.

